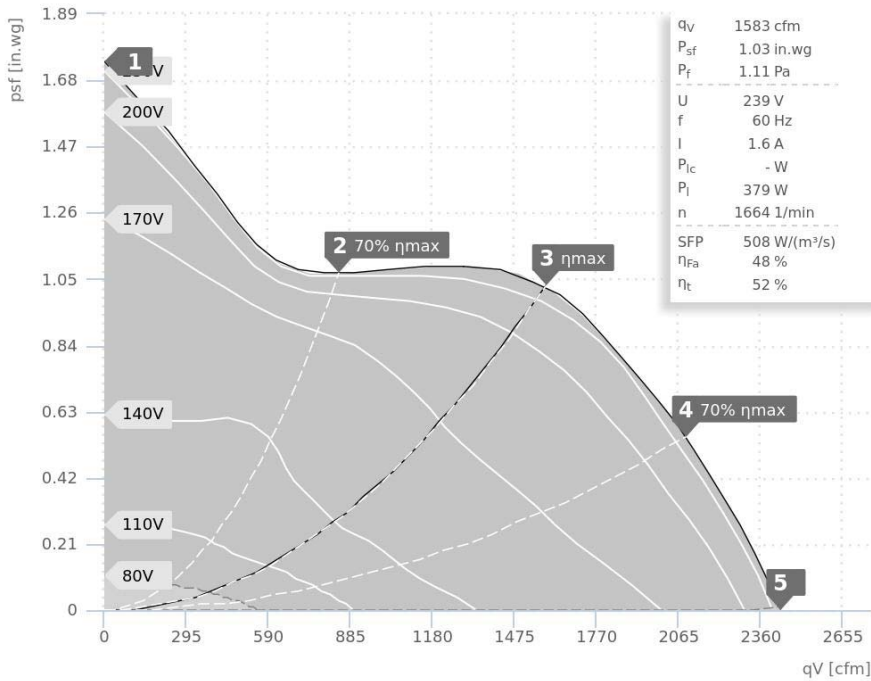


# DATA SHEET

## 16" Prime | 147545



Operating Point		1	2	3	4	5
Current $I$	A	1,5	1,3	1,6	1,6	1,5
Power consumption $P_1$	W	338	300	380	381	353
RPM $n$	1/min	1686	1712	1664	1668	1689
SPL inlet $L_{WA5}$	dB(A)	82	78	77	76	80
SPL outlet $L_{WA6}$	dB(A)	86	82	81	80	84
SPL casing break out $L_{WA2}$	dB(A)	74	70	68	68	71

Sound power ( $L_W$ ) dB(A)		Medium Frequency Band								
		$\Sigma$	63	125	250	500	1k	2k	4k	8k
Inlet	$L_{WA5}$	77	44	55	64	68	75	68	62	52
Outlet	$L_{WA6}$	81	51	61	70	76	78	71	65	56
Casing	$L_{WA2}$	68	49	55	53	63	65	58	54	43

16" Prime   147545	
Voltage $U_N$	240 V 1~
Current $I_{max}$	2,0 A
Ambient temperature $t_A$	80 °C
Medium temperatures $t_M$	80 °C
Speed Control	V
Motor protection	TMI
Insulation class motor	F
Weight	12,9 kg
Poles	4
IP motor	IP00
IP terminal box	-
Min. operating temperature	-25 °C

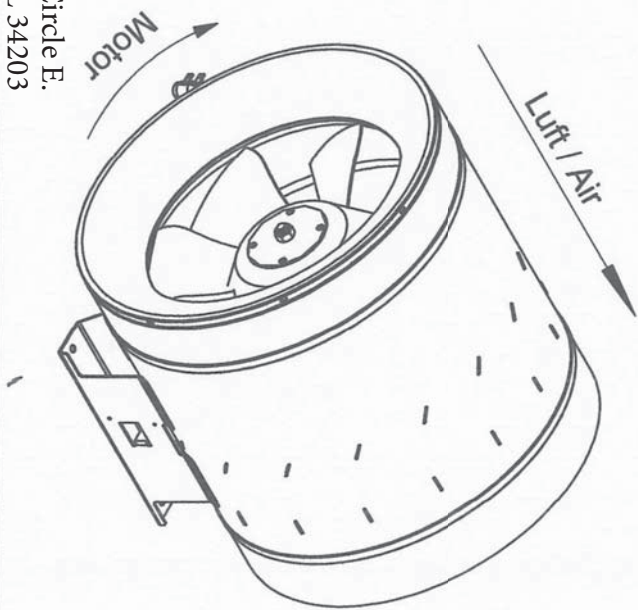
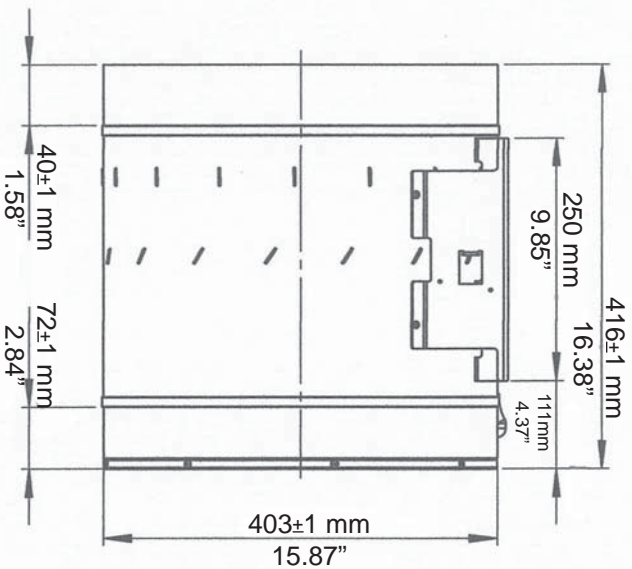
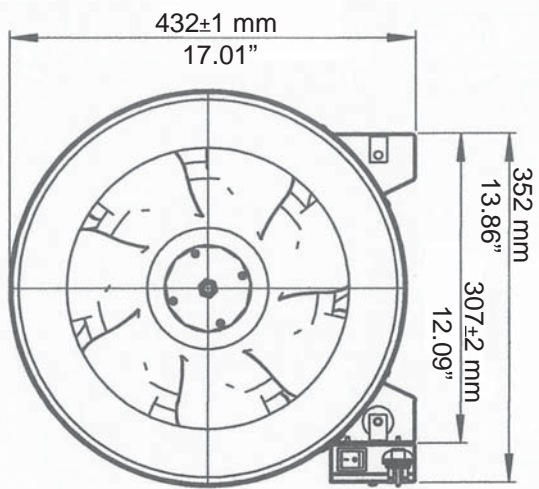
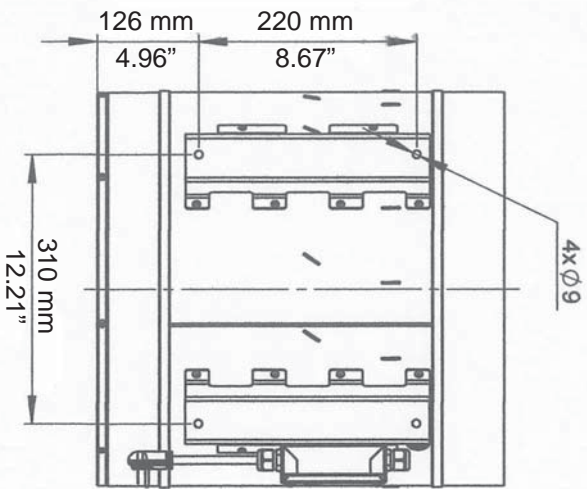
### Ruck Air Movement - Master Series by



2082 58th Ave. Circle E.  
Bradenton, FL 34203

Phone: 941.739.0879  
Fax: 941.739.0881

www.mastervent.com marion.pye@mastervent.com



MASTER VENTILATION  
PRODUCTS, INC.

www.mastervent.com  
marion.pye@mastervent.com

Phone: 941.739.0879  
Fax: 941.739.0881

2082 58th Ave. Circle E.  
Bradenton, FL 34203

16" Prime 147545



**SUBMITTAL DATA and SPECIFICATIONS for MVP/RAM SERIES**

**SERIES: Mixed Flow**

**Prime Models**

**Application:** In line Mixed Flow Fans/Blowers designed for supply/exhaust applications for Residential, Commercial and Light Industrial and OEM Market.

**Manufacturer:** Ruck (EU)

**Material of Construction:** Shall be made of the following materials Model 6” Prime through 8” Prime the Housing and Impeller are plastic. Models from 10” through 14” Prime HO the Housing is metal, and the Impeller is plastic. Models from 16” Prime through 24” Prime Housing and Impeller are made of Strong Aluminum.

**Material Temperature Limitations:** Shall be 40C/104F to 80C/176F for Ambient and Medium per Specifications for Model/s Specified.

**Motors:** Shall be 120V/1/60Hz AC for Models 6” Prime through 14” Prime, 240V/1/60Hz AC for 14” Prime through 20” Prime and 400V/ Three Phase used in conjunction with VFD (by others) per Model/s Specified. Shall be Thermally Protected (except for Three Phase Models). Motors shall have sealed for life Maintenance Free Ball Bearings, mounted in airstream and encased by housing material. Motors shall be speed controllable as specified. All Single Phase Models shall have integral 3 Speed Step Switch integral and included as Standard.

**Mounting Bracket:** Shall be integral with fan housing for each Model/s Specified.

**Safety Certifications:** All fans shall conform to ANSI/UL Standard 507 and certified to Canada Standard C22.2 NO. 113, Intertek 5014371. Fans shall bear the C ETL US Label.

**Performance and Sound Certification:** Shall be certified to ISO 5801 Standards.

PROJECT				ARCHITECT				
CONTRACTOR		DATE	SUBMITTED BY		ENGINEER			
<b>SPECIFICATION</b>								
Fan Position	Model #	CFM	In. WG	RPM	Watts	Voltage / Phase	Qty	Accessories

**WARNING: DO NOT USE IN HAZARDOUS ENVIRONMENTS WHERE FAN’S ELECTRICAL SYSTEM COULD PROVIDE IGNITION TO COMBUSTIBLE OR FLAMMABLE MATERIALS!**